Multiple District 33

As of October 2026 Cumulative

Year	New Clubs	Dropped Clubs	Gain/ Loss Clubs	New Members	Charter Members	Reinstate Members	Transfer Members	Total Member Added	Total Members Dropped	Gain/ Loss Members
2022-2023	1	5	-4	480	36	23	47	586	794	-208
2023-2024	1	4	-3	449	22	33	26	530	684	-154
2024-2025	0	2	-2	389	3	76	82	550	815	-265
2025-2026	3	7	-4	463	86	52	51	652	671	-19
2026-2027	0	0	0	108	0	4	12	124	157	-33
Average	**1**	**4**	**-3**	**378**	**29**	**38**	**44**	**488**	**624**	**-136**

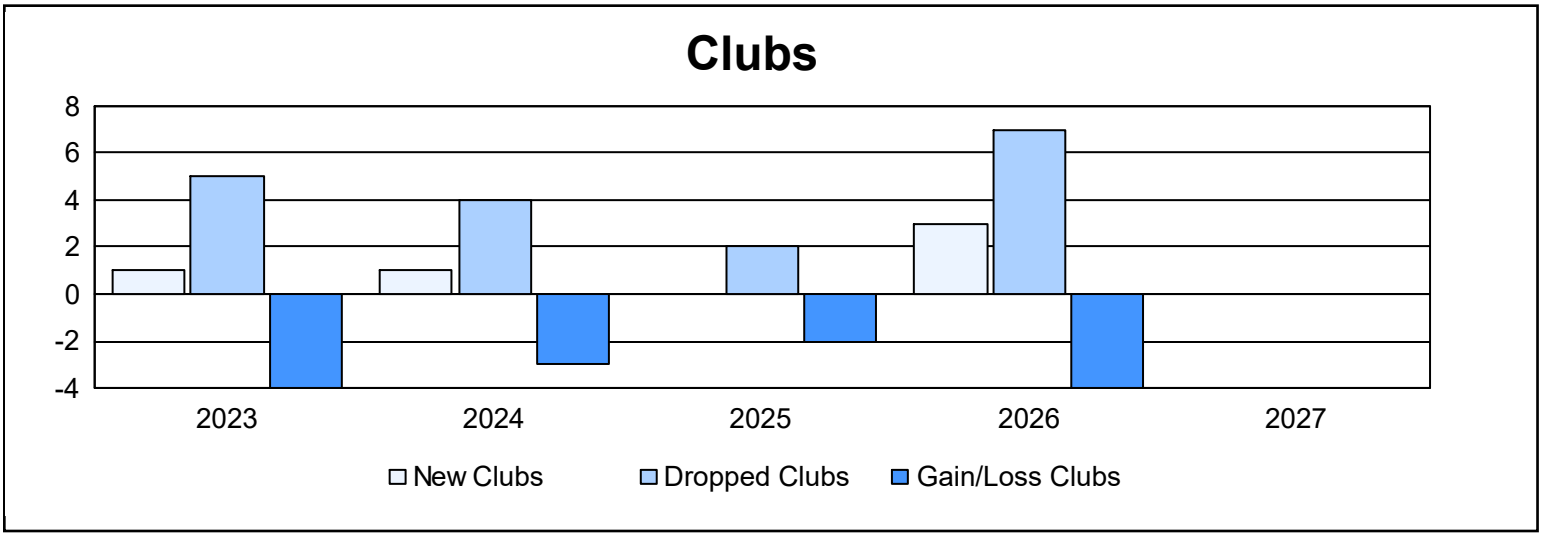

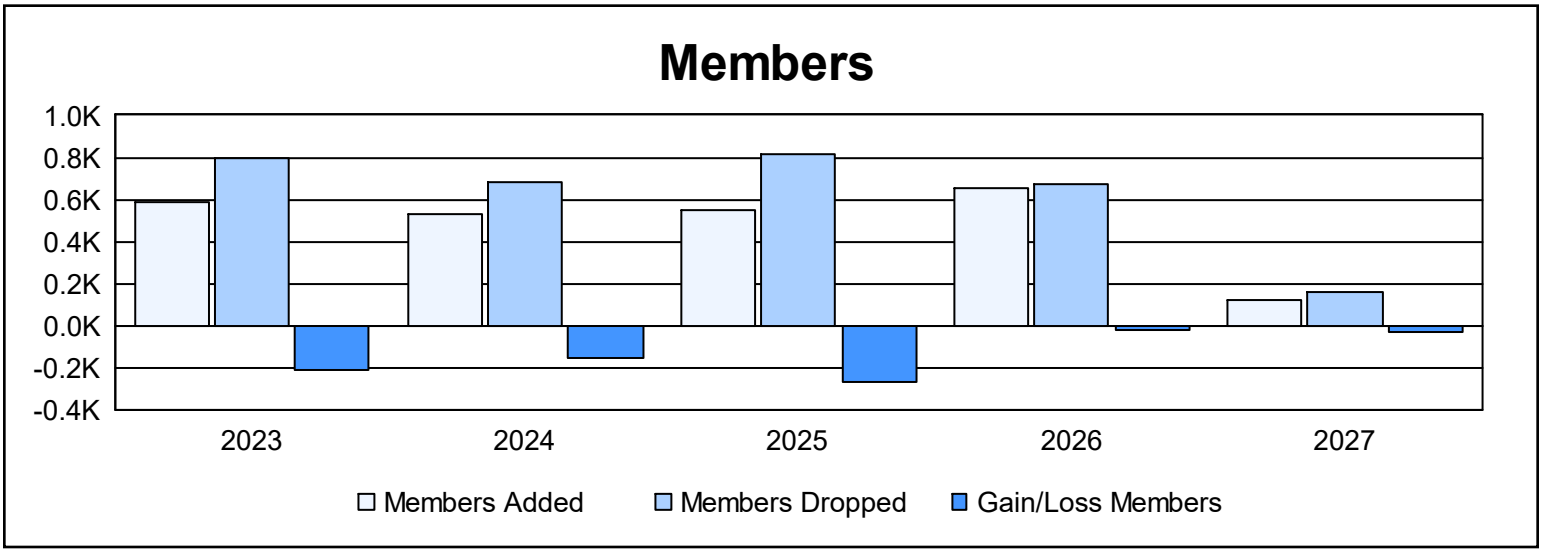

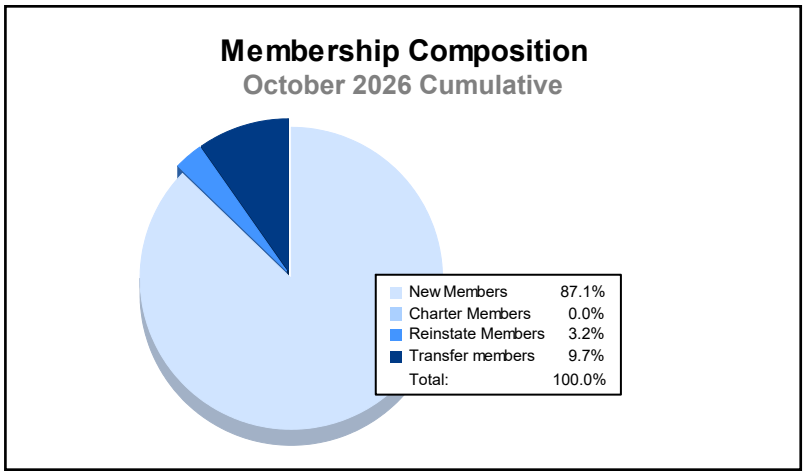
Membership Composition
October 2026 Cumulative
New Members 87.1%
Charter Members 0.0%
Reinstate Members 3.2%
Transfer members 9.7%
Total: 100.0%

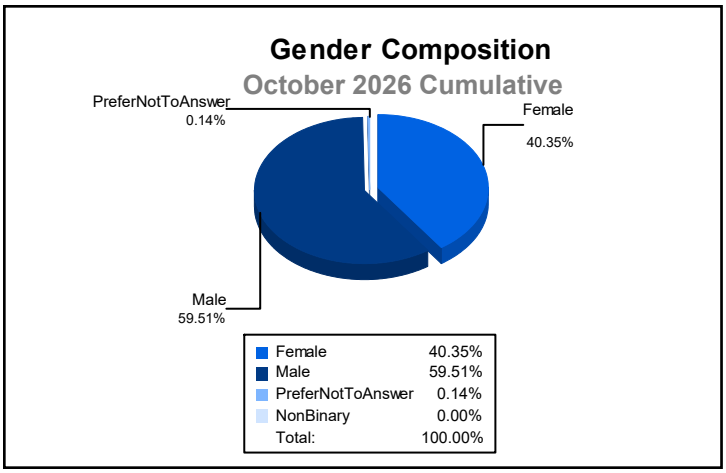
Gender Composition
October 2026 Cumulative
PreferNotToAnswer
0.14%
Female
40.35%
Male
59.51%
Female 40.35%
Male 59.51%
PreferNotToAnswer 0.14%
NonBinary 0.00%
Total: 100.00%